


MAKE & CREATE

a Castle Stronghold

Design and build your own cardboard medieval castle.

Castles were introduced to Scotland about 900 years ago. They were used as places of power and protection where the lord and lady, their household and tenants could defend themselves from enemy attack.




Did you know...

Scottish castles come in different shapes and sizes.

Their design depends on when they were built, their location, what materials and technology were available when they were made, and what they were going to be used for.



1100 - 1200
Motte-and-Bailey Castles



1200 - 1350
Curtain-walled Castles



1300 - 1650
Tower-house Castles



1650 onwards
Castles gave way to stately homes

Making your castle...

We used a cereal box to start building our castle and copied the template on the next page to get the outline.

Next, we crafted some defensive features to protect our castle. If you want some inspiration we've included a few ideas below.




Test your defences

Take a look at our video 'how-to-build a catapult', and make a siege weapon that will put your castle's defences to the test.

[ow.ly/zEyx50zhCtN](https://www.youtube.com/watch?v=zEyx50zhCtN)



Portcullis




Portcullis

A strong grating that could be lowered to protect the entrance.



Gun Loop




Gunloop

A hole for poking guns or cannons through.



Drawbridge



Drawbridge

A bridge that could go up and down to let people in or keep them out.



Arrow Slit




Arrow Slit

A narrow window for shooting arrows out of.



Merlons



Merlons

Taller bits of wall for defenders to hide behind.



